



www.nacsa.org.za

CONSERVANCIES HANDBOOK



GAUTENG
Conservancy Association

www.conservancies.org

Gauteng Conservancy Association

Contact Persons

Northern Gauteng:

Dr At Kruger
Chairman NACSA
Vice Chairman GCA
at.kruger@conservancies.org
082 789 6929
Dr Pete Irons
pete.iron@conservancies.org
072 290 6355

Southern Gauteng:

Ivan Parkes
Chairman GCA
ivan.parkes@conservancies.org
(016) 5902312
084 5902312

Central Gauteng:

Bob Dehning
bob.dehning@conservancies.org
(011) 3161426
082 651 1501

Eastern Gauteng:

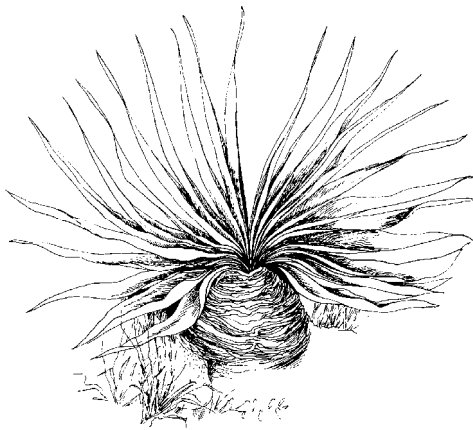
Hilton Butler
082 555 3035
hilton.butler@conservancies.org
Ollie Olwage
082 464 3959
(011) 871 3052
ollie.olwage@conservancies.org

Western Gauteng

Helen Duigan
helen.duigan@conservancies.org
082 657 2120
(011)701 3176
Norman Jeffery
Treasurer GCA
norman.jeffery@conservancies.org
083 610 0616
(011)701 2870

Postal Address

Gauteng Conservancy Association
PO Box 1552
Walkerville
1876
Gauteng



For more information and comprehensive manuals go to

www.conservancies.org

The Gauteng Conservancy Association

The Gauteng Conservancy Association (GCA) was formed in February 2003 to promote conservation on private property in Gauteng and to give "teeth" to efforts to protect Gauteng's fast-disappearing greenbelt areas. It is an independent body, prepared to co-operate with all those who are passionate about conservation and willing to work for it.

The GCA represents rural and urban conservancies in Gauteng. These conservancies range in size from tens of thousands of hectares to tiny areas, measuring a few hectares, such as the Bullfrog Pan Conservancy, specially created in an urban area to protect the fast-disappearing bullfrog population.

Conservancies have to deal with a multitude of problems: illegal mining activities, dumping of refuse, overgrazing, veldfires, game poaching, theft of plants and rocks, tree-cutting, alien vegetation - to name a few.

In spite of this, many of them have succeeded in protecting some of the most beautiful regions in Gauteng.

Aims

- To conserve Gauteng's environmental and agricultural resources.
- To join forces with other conservation bodies to seek solutions to environmental problems.
- To actively involve all communities within our conservancies in conservation issues.
- To develop a strong, united voice for conservation in Gauteng.
- To encourage the formation of rural, urban, industrial and informal settlement conservancies in Gauteng.
- To give support to and network with conservancies in Gauteng and throughout South Africa, by sharing information and resources.
- To raise awareness among all residents of conservancies and the public, of the need to conserve our environmental and agricultural resources.
- To gain recognition and support for our aims from the public, business and the government.



CONSERVANCIES HANDBOOK

INTRODUCTION

The first conservancy was established in 1978 in the Balgowan district of the KwaZulu-Natal Midlands and was formed by local farmers with guidance from the then Natal Parks Board. The primary objective was to protect game on the farmlands, this being the first step towards protecting natural areas outside formally protected reserves.

Since then the conservancy concept has grown and is to be found in all provinces in South Africa and in other parts of Sub-Saharan Africa, in a multitude of varying environments.

The purpose of this guidebook is to aid you in:

- Understanding what a conservancy is
- How to start a conservancy
- How to run a conservancy



WHAT IS A CONSERVANCY?

“A conservancy is the voluntary co-operative environmental management of an area, by its community and user groups, and in respect of which registration has been granted by the relevant provincial nature conservation authorities.”

This means that a group of individuals, landowners or businesses who are concerned with the state of their environment or who wish to monitor and enhance it, may do so by volunteering to be a part of a committee that is registered with their local nature conservation agency.

“Co-operative environmental management” means that a conservancy manages an area in accordance with sound environmental principles as prescribed by the various laws and policies of the nature conservation authorities in your area. In adopting the conservancy concept, your authorities will be at hand to advise you as to the best environmental practices.

A conservancy need not be vast tracts of land stocked with wild animals. Although there are many rural conservancies that have followed this form, biodiversity can be found in the midst of most urban and even industrial areas. There is no set rule as to how large your conservancy has to be or where it may be. It may be rural, peri-urban, urban, marine, industrial or township. Educational institutions and townhouse complexes can also register as conservancies.



WHY FORM A CONSERVANCY?

Unfortunately there are many that still believe that “**nature**” belongs only in formally protected areas and nature reserves. Past environmental ideologies have often focused on the preservation of species with the disturbing result that there are now species to be found in zoological gardens around the world that have very little or no habitat to be reintroduced to! Many rare and endangered species of flora and fauna are actually to be found outside of formally protected areas on privately-owned land. You may not have the “Big Five” where you live but there is a multitude of plants and small creatures to be found around us in many different habitats that are just as important to conserve. With irresponsible development and large scale industrial pollution, it is vital that we all help to conserve our natural assets if we and our natural environment are to survive well into the future.

SOME EXAMPLES OF HOW A CONSERVANCY CAN MAKE A DIFFERENCE IN PROTECTING OUR ENVIRONMENT:

- Monitoring of river and catchment pollution.
- Aiding the authorities in being a “watchdog” and reporting to them instances of illegal dumping, poaching, barkstripping and illegal harvesting of indigenous plants.
- Invasive alien plant eradication and problem plant control.
- Education and awareness campaigns.
- Monitoring of waste disposal sites.
- Input into environmental impact assessment processes.
- Reporting bad agricultural practices.
- Indigenous landscaping in your district.
- Waste recycling and reduction campaigns in your community.
- Identification and monitoring of rare and endangered species.
- Reducing industrial pollutants.
- Community upliftment projects by finding ecologically and economically viable solutions to issues within previously disadvantaged communities.

WAYS OF IMPROVING THE NATURAL ENVIRONMENT TO ENCOURAGE WILDLIFE BACK INTO OUR URBAN AND INDUSTRIAL AREAS:

- Use and encourage others to plant more indigenous vegetation in their gardens and other more formal landscapes.
- Lobby road and rail authorities to remove invasive vegetation along rail and road verges and centre medians and plant indigenous instead.
- Lobby local councils to leave or establish indigenous areas within public parks.
- Eliminate toxic air, ground and aquatic emissions.
- Encourage your community and local council to set aside greenbelts so as to insure free movement of wildlife.
- Avoid fencing over rivers.
- Conserving natural wetlands.



DOES A CONSERVANCY HAVE ANY LEGAL "CLOUT"?

No. However with staff shortages and often a lack of resources, your local nature conservation authority can greatly benefit from your vigilance in reporting any environmental contraventions and crimes.

Ensure that your conservancy members are familiar with the basics of your provincial nature conservation ordinance, which the nature conservation officer can explain to you. Issues such as the movement of specially protected plants, sale of indigenous plant material, introduction of game species and procedures when finding or rescuing injured wildlife are often not common knowledge to the "man in the street". Instances may arise where committed conservancy members may be acting unlawfully under the misguided idea that they are doing their bit for the environment.



HOW TO START A CONSERVANCY.

Canvas as many people in your area as possible with the view to starting up a conservancy. A public meeting is often the easiest and most efficient way to do this. At the same time discuss your proposal with your conservation officer who can help and guide you through the process. Ensure that he/she is invited to your first meeting. Call for nominations of those who wish to serve on the committee, then set aside another date for the new committee to meet and discuss drafting a constitution, establishing future meeting dates, possible projects and a name for your new conservancy.

Once your conservancy has a constitution, make sure that this is submitted to your conservation officer so that your conservancy may be properly registered. **REMEMBER IF YOU ARE NOT REGISTERED, THEN YOU ARE NOT YET A PROPERLY CONSTITUTED CONSERVANCY AND YOUR AUTHORITY WILL NOT RECOGNIZE YOU AS SUCH.**

It may not always be possible for your conservation officer to attend all your monthly meetings, so ensure that they receive copies of your meeting minutes and that they are invited to all your annual general meetings.

While not mandatory, it is advisable to have a membership fee. By stating the number of "paid up" members when negotiating with authorities or other parties, you add a certain amount of "bargaining power" to your standpoint. Funds are also necessary to pay for basic administration costs such as postage, paper, faxes and telephone calls. You may also need funding for projects, which can be augmented through fundraising efforts or corporate donations.



HOW TO REGISTER YOUR CONSERVANCY.

Simply hand over a copy of your signed constitution, the minutes of your first committee meeting and your conservancy data sheet to your conservation officer. Some provinces may not use data sheets, so furnish the following information:

- The name of your conservancy.
- Name and contact details of the conservancy secretary (or to whom your correspondence should be posted to).
- Location and area which your conservancy covers (a map with conservancy boundaries shown can suffice).
- Details of any national monuments, rare or endangered species.

Once your provincial authority has ratified this information your conservancy will be issued with a certificate.

YOUR CONSTITUTION

To help you draw up a constitution we have attached to this document a copy of a proforma constitution. You can either modify this to suit your particular needs, draw up your own constitution or adopt the proforma constitution verbatim, filling in your relevant details.

ANNUAL GENERAL MEETINGS

The primary reason for hosting an AGM. is the election or re-election of office bearers and to address any amendments to your constitution, should it be necessary. Your AGM. need not be a lengthy affair and it is often common practice to incorporate it with a presentation open to the general public on environmental issues. Opening it to the public also gives you a platform in which to canvass prospective new members.

Notice of an AGM. should be sent out to all general and committee members (usually 14 days or whatever is stipulated in your constitution) and posters and inserts into your local community newspaper advertising the event will help you reach the general public in your area. The following is the accepted agenda for any AGM.:

- Welcome
- Chairman's report
- Treasurer's report
- Election of office bearers
- General discussion




HOW TO CONDUCT AN EFFICIENT MEETING

It is often said that committee meetings are one of society's greatest time wasters. However, if conducted in an efficient manner, a meeting is the most effective way to mobilize a group of people and to receive and disseminate pertinent information. Many of the problems experienced in demotivated conservancies can often be attributed to a lack of proper focus during meetings.

The following are useful guidelines to achieve maximum benefit from your meetings:

1. Keep within the time limits set. Lengthy meetings destroy concentration and you may find your attendance dwindling at following meetings.
2. Draw up a concise agenda for the proceedings and work strictly from it. Ensure that every one attending the meeting has a copy of the agenda so that they are able to plan their comments and input for agenda items in advance.
3. During discussions on agenda items ensure that the speaker focuses on the issues at hand and does not stray off the topic.
4. Allocate time limits to each speaker.
5. Settle each agenda item with a clear and concise plan of action. Establish what will be done concerning the matter and who will do it before the due date.
6. Always establish a date, time and venue for your next meeting before you enter into general discussion. It has been noted that people who wish to leave a meeting early, do so just before the agenda item headed General.
7. Sum up at the end of the meeting the objectives to be met before the next meeting so that every one has precise knowledge of what is expected of them.
8. Ensure that proper minutes are taken at the meeting. They need to be an accurate account of what was discussed. Keep them concise as people often do not have the time or patience to read through lengthy documents.
9. Inform members at the onset of the meeting that for the sake of expedience you will need to keep strict control of the proceedings. However remember that you are leading volunteers, so be careful not to become dictatorial.



GENERAL MOTIVATIONAL TIPS

Commitment from your members is vital to ensure your conservancy achieves its objectives. Here are some general tips to ensure motivation.

1. CREATE A NETWORK

Most of us do have telephones, faxes or are on e-mail. You don't have to wait for your next committee meeting to communicate with other members! Keep in touch with one another. If you are experiencing problems with your conservancy duties or need information, speak to the other members or members from neighboring conservancies that may have good advice to dispense.

If there are other conservancies close by, it may be a good idea to approach them with the view to establishing partnerships. This can be in the form of creating a local association of conservancies in close proximity to yours or merely hosting periodic informal gatherings that allow you to get to know your neighbours and exchange information and ideas.

2. GATHER INFORMATION

Always keep abreast of any new information concerning nature conservation and environmentally-related issues, or any activities locally that may have an impact on your organization or the conservation of your area. Knowledge is strength!

3. GET INVOLVED

There are many other environmental organizations country-wide which host awareness campaigns, seminars and workshops. Local schools may have environmental clubs and other conservancies close by may run outings or events. Getting involved makes you part of a greater community of like-minded, environmentally conscious people. It is also useful for gathering information and making contact with others who may be able to aid or advise you in specific areas of conservation.

New developments in your district may be going through an Environmental Impact Assessment process. It is vital that your conservancy members get involved in adding input to these processes. All too often officials and developers are castigated with "how could you let it happen?" The real question is how could YOU let it happen?

4. MEMBERSHIP

Always work on enlisting new members. The more members you have in your conservancy the bigger your voice will be in your community. Do not become despondent if this process is slow. If you have a small membership then concentrate your efforts on the people you have rather than those you do not have. If the projects your conservancy has undertaken are a success and are sufficiently publicised then people will begin to take an interest in your organization



5. TAKE “BITE-SIZED CHUNKS”

Do only what your current potential allows you to do and slowly build up momentum within your conservancy. One small project successfully activated achieves a lot more than many ambitious projects unsuccessfully attempted through weak organization.

6. EVALUATE

It is always useful every few months to set aside one of your monthly meetings to evaluate your conservancy’s progress or lack thereof. This helps members to refocus on the objectives of your conservancy. A useful way to do this is through a SWOT. analysis. Some of you may be familiar with this method of evaluation, which is often employed in the corporate environment to assess progress. The word SWOT. is an acronym for strengths, weaknesses, opportunities and threats.


7. EXPOSURE

It is important that others see the work that your conservancy does in your community for the following reasons:

- It helps to boost morale as your projects become publicly acknowledged.
- It helps to advertise your existence to the public at large.
- It helps to reinforce public awareness of environmental issues

Here are some ways in which you can gain more exposure for your conservancy:

- If you are lucky enough to have a local community newspaper or chronicle in your area, get the reporters to take photos of your conservancy at work and publish them with an article about what you are up to.
- Put up sign boards next to your projects with captions such as “Your conservancy at work”.
- Organize community socials under the banner of your conservancy. They can be a lot of fun, help you get noticed and could be used as a fundraiser if funds for projects are needed.
- Have membership drives and information tables at your local café or supermarket, if there is one in your area.

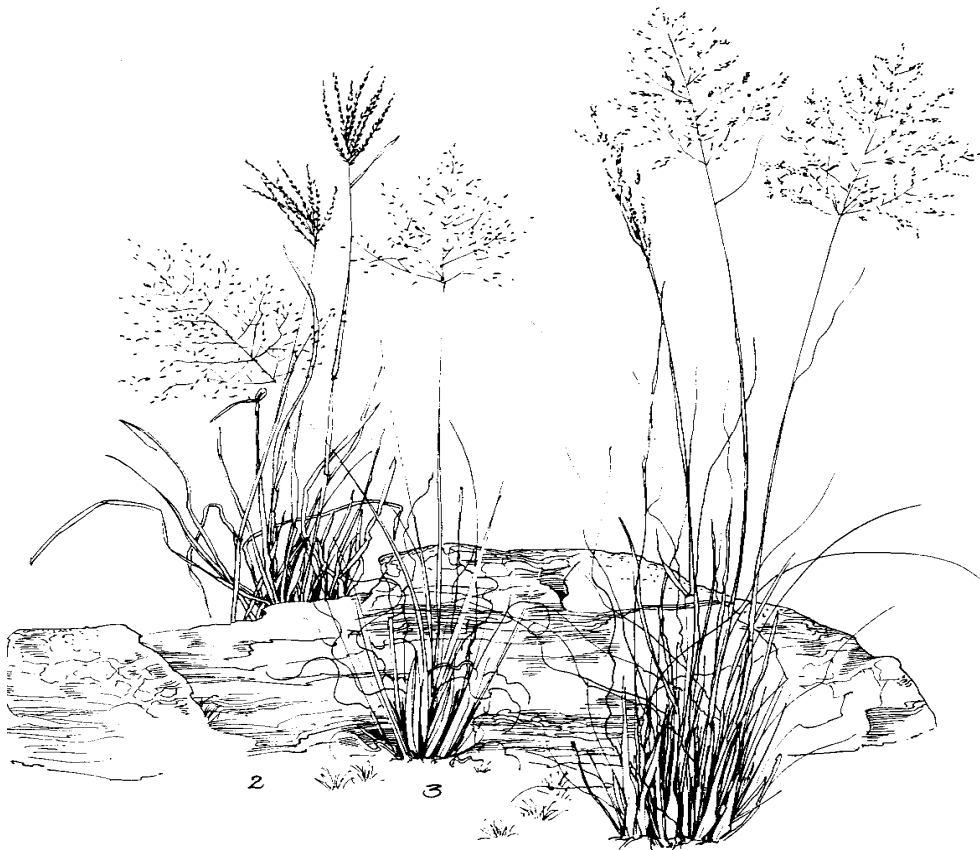


GENERAL INFORMATION

Always ensure communication between your conservancy and your local nature conservation officer. Remember they are there to help and advise you.

Gauteng province has a conservancy association and in 2003 the National Association of Conservancies of South Africa NACSA was formed. Although not mandatory, it is advisable to become a member of your provincial association. They are also able to advise and guide you if you are experiencing any difficulties. It is also important that our voices are heard on a provincial and national level, especially when government is planning new policies and laws that may have an effect on our environment. For more information on how you can contact your provincial association or the NACSA., please consult the list of contact persons.

**For more information on how to obtain further copies of this booklet
contact: Ivan 084 590 2312 or Helen 082 657 2120**





CONSTITUTION OF THE

CONSERVANCY

(Established on.....)

1. NAME, AFFILIATION AND GEOGRAPHIC AREA.

The name of the Conservancy is theConservancy (Hereinafter called the Conservancy") and shall be registered with GDACE. The area covered by the Conservancy is:.....

2. OBJECTS

(a) To generate interest and active participation by landowners in the conservation of indigenous fauna and flora and the protection of the environment in the area.

(b) The protection, regulation and improvement of the environment.

(c) To promote better general security.

(d) Conservation of natural and man-made resources within development frame works.

(e) The monitoring of proposed physical development in the area and, if necessary, the objection of the Conservancy thereto.

3. MEMBERSHIP

(a) The Conservancy shall consist of paid-up members (hereinafter referred to as 'Members').

(b) Membership shall be open to any acceptable persons living or employed in the area.

(c) The membership of the Conservancy shall consist of Honorary Members, Life Members, Ordinary Members, Junior Members, Corporate Members and Family Members.

(d) Application for membership shall be by means of written application.

(e) Membership subscriptions shall be as laid down by the Annual General Meeting, Payment thereof constitutes a paid-up member.

(f) Membership shall lapse or be terminated after due notice to this effect has been given in writing by either party.

4. MANAGEMENT

(a) The entire management of the Conservancy shall be vested in an elected committee of officers, who shall retire annually at the AGM, but who shall be eligible for re-election.

(b) The Officers of the Conservancy shall consist of a Chairman, Vice-Chairman, Secretary, Treasurer and other elected Committee Members.

(c) The Committee shall make such rules as are necessary for the efficient running of the Conservancy.

5. FINANCE

- (a) The Conservancy financial year shall end on 28 February annually.
- (b) The Treasurer shall deposit all monies with a Banking Institution approved in terms of the Banks Act. All withdrawals shall be on the signatures of not less than two authorised committee members.
- (c) The Conservancy accounts will be submitted for approval at every AGM.

6. MEETINGS

- (a) Annual General Meeting:
 - (i) The AGM shall be held annually, not later than 30 days after the financial year-end.
 - (ii) Members shall be given 14 days notice of the meeting, together with the notice of the agenda and proposals for consideration thereat.
 - (iii) The business of the AGM shall be:
 - To receive the Chairman's Annual Report;
 - To receive the annual financial report;
 - To conduct general business; and
 - To elect office-bearers.
 - (iv) A quorum shall comprise 40% members.
- (b) Special General Meeting
 - (i) A Special General Meeting may be called by the Committee or upon receipt of a written request therefore signed by not less than 20% members.
 - (ii) Members shall be given 14 days notice of the meeting, and shall be fully advised of the agenda and the purpose of the meeting.
 - (iii) A quorum shall comprise all members present.
- (c) Committee Meeting:
 - (i) Committee meetings shall be held as and when required.
 - (ii) Members shall be given 14 days notice of the meeting.
- (d) Voting
 - (i) Only paid-up members shall vote.
 - (ii) At any meeting the Chairman shall have both an ordinary vote and a casting vote.
- (e) Deferment

In the event of there not being a quorum present at a given meeting, that meeting shall be deferred for a period of 7 days. The number of members present at the reconvened meeting shall constitute a quorum.
- (f) Proposals

A member, wishing to propose an amendment to the constitution, shall give written notice thereof to the Secretary one month prior to the Annual or Special General Meeting.

7. DISSOLUTION

In the event of the dissolution of the Conservancy, its property and funds shall be disposed of as may be determined by a Special General Meeting called for that purpose.

8. ADOPTION

The above Constitution is adopted by a General Meeting held on:

.....

EXAMPLE OF A BASIC MANAGEMENT PLAN


Conservancy..... Year.....

Objective	Action	Tactics	Responsibility/Timing
<u>Rehabilitation</u>	Wetlands	Formulate plan	Committee
	Donga/Soil erosion	Formulate plan	
	Koppie	Formulate plan	Committee
	Historic sites	Identify	
<u>Projects</u>	Removal of aliens	Identify	
	Clean up campaigns		
	Greening		
<u>Enviro Centre</u>	Library		
	Maps	Update maps	
	Books	Books donated by members	Members
<u>Fund raising</u>	Events	Committee to organise	
	Stall at flea market	Mention in newsletter	Stall run quarterly. Committee and members
	Membership	Collection of fees	
	Recycling	Collect Paper Cans etc for resale	All Members
<u>Advertising and marketing</u>	External	Prepare info packs	
	Intro Pack Maps	Draw map	
	Walks	Committee to decide on venues	

Objective	Action	Tactics	Responsibility/Timing
<u>Advertising and marketing</u>	Website update	Add all events	
<u>Identity</u>	A. Signboards		
	B. Quarterly news letter	Committee members to submit allocated article	
	C. Membership cards	Printed and Laminated	
	D. Badges/ Bumper stickers	Get quotes (design)	Committee
	E. Individual signs for each member	Get quotes (design)	Committee
<u>Recruit new members</u>	Secure present members	Chairperson to visit all members. Letter to welcome new members.	
	Qualification/ Tenants	Tenants on property to qualify	
	Honorary membership	Committee to approve	Committee yearly
	Junior environmental groups	Start environmental club	
-	Other	Map of area divided among Committee Members to recruit. Existing members also to help	Committee/Members First quarter
<u>Other Projects</u>			

Some Gauteng Conservancies

HARTEBEESTFONTEIN
BEWAREA/Conservancy
Posbus/P.O Box 64 Hekpoort 1790
Tel/Fax (014)576 1241

SERINGVELD

Posbus 782
Cullinan
1000

BEWAREA



Finfoot Conservancy / Bewarea



**THORNTREE
CONSERVANCY**



**CULLINAN
CONSERVANCY
BEWAREA**



**SMUTS FARM CONSERVANCY
SMUTS-PLAAS BEWAREA
POLASA YA SMUTS YA
LEFELO LA BOLOTHLATHAGO**

**Benoni Agricultural
Blauwpan
Bullfrog Pan
Bobbejaansberg
Hennopsriviervallei
Kromdraai
Leeuwkloof
Cloverdene**

**Brandbach
Henley on Klip
Kameeldrift
Klipkop
Nyani
Oppiebult
Sandpan
Saronde Valley**

**Kliprivervalley
Klipriviermill
Kwaggasdrift
Leeugedacht
Drift Wetlands
Magaliesriver
Buffelsdrift**